





<b>Název školy:</b>	<b>Základní škola Hlubočky – Mariánské Údolí, okres Olomouc, příspěvková organizace</b>
<b>Registrační číslo projektu:</b>	<b>CZ.1.07/1.4.00/21.0739</b>
<b>Označení materiálu:</b>	EU OP VK 1_2_ M/1
<b>Vypracoval(a):</b>	Mgr. Martina Vodičková
<b>Název materiálu:</b>	Geometrické tvary
<b>Předmět:</b>	Matematika
<b>Třída:</b>	první
<b>Druh materiálu:</b>	Pracovní list
<b>Anotace:</b>	Žák přečte geometr. tvary a domaluje je podle zadání.  Porovná velikost pomocí znamének  Správně je pojmenuje.  Pracuje podle zadání.  Orientuje se na stránce.

1. Namaluj 4  červené.

Namaluj 3  zelené.

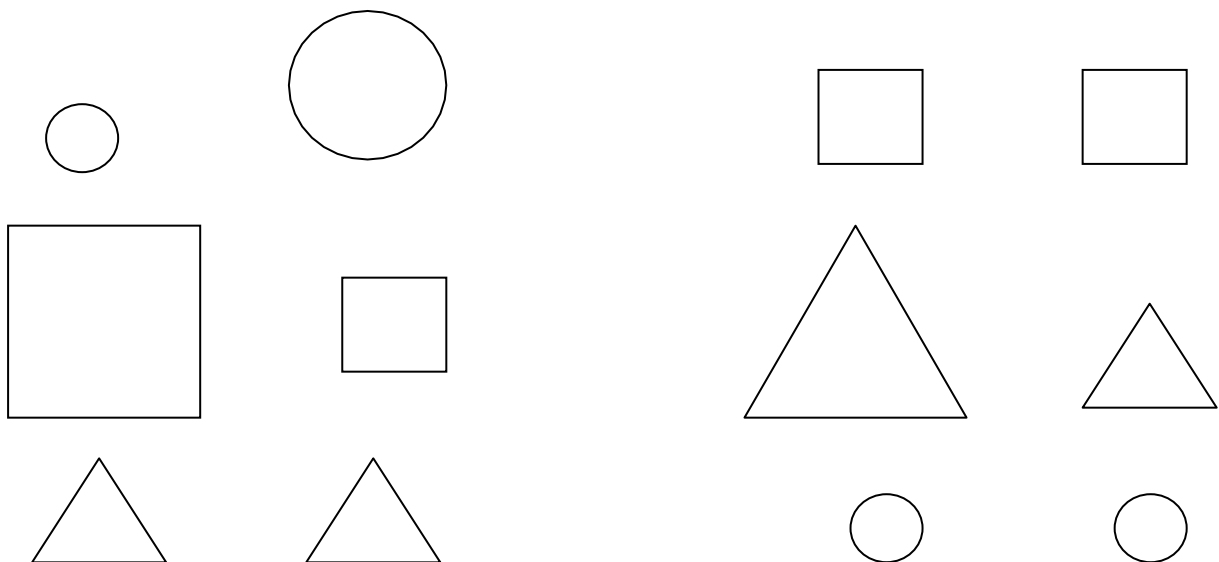
Namaluj 5  modrých.

Namaluj 2  žluté.

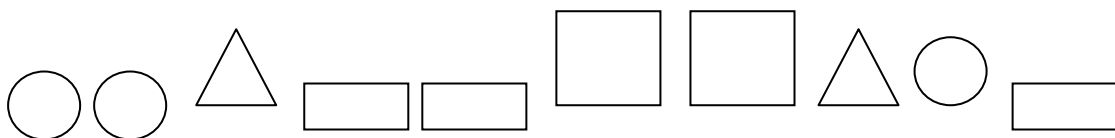
2. Namaluj na linku     .





















3. Porovnej velikost tvarů <, >, =.

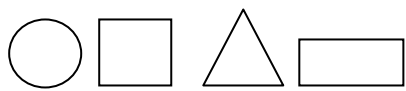


4. Vyjmenuj obrazce.

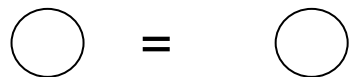
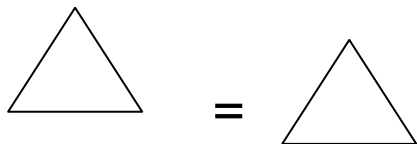
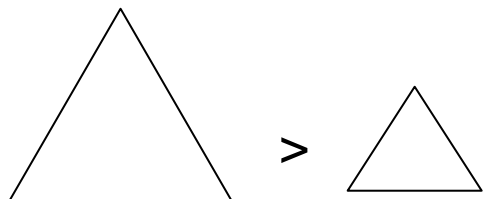
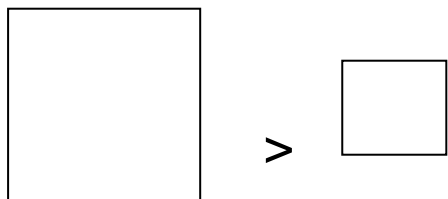
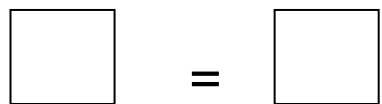
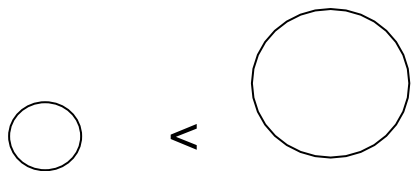


1. **Namaluj 4**  **červené.**      
**Namaluj 3**  **zelené.**     
**Namaluj 5**  **modrých.**       
**Namaluj 2**  **žluté.**  

2. **Namaluj na linku**     .



3. **Porovnej velikost tvarů <, >, =.**



4. **Vyjmenuj obrazce .**

